

SITSTAND

FUZE BUSINESS INTERIORS

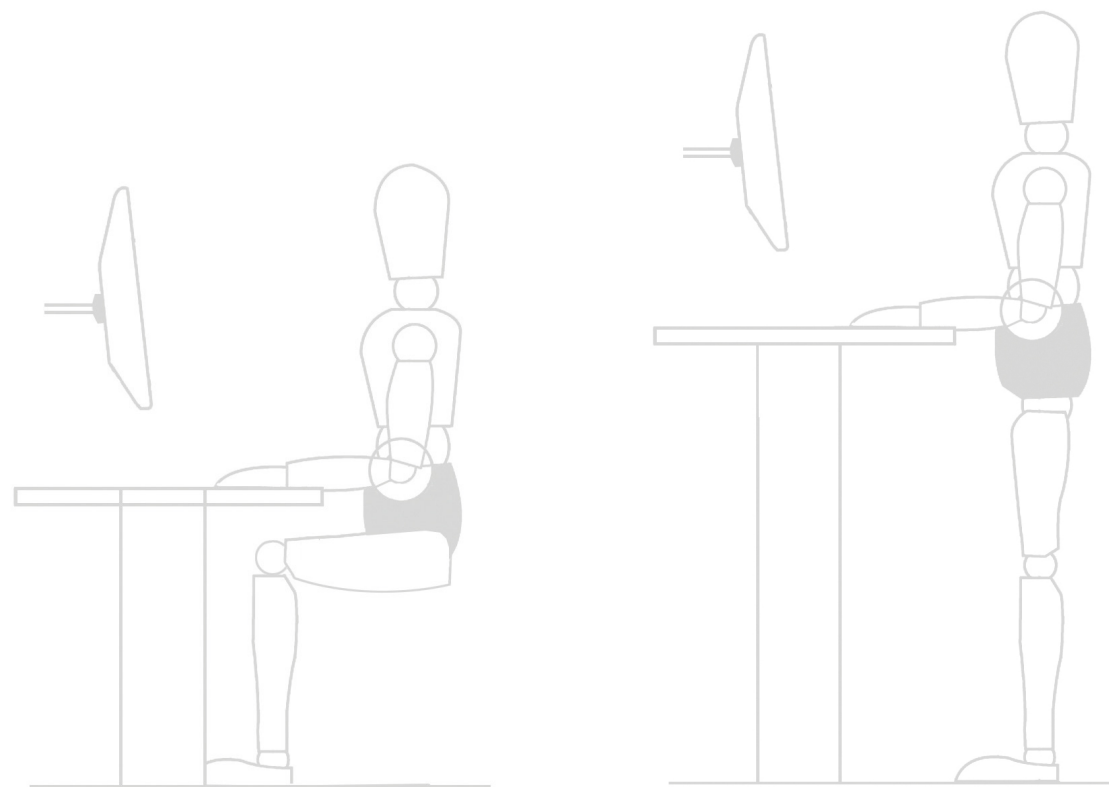
AT WORK

SIT
STAND
DESKS

HEALTHY
WORK
SPACES



AUTUMN 2020



**You can choose when
to sit and when to
stand so you don't
get restless and
uncomfortable during
your work day.**

SIT STAND DESKS

THE BENEFITS

SIT STAND DESKS IN THE WORKPLACE ARE BECOMING INCREASINGLY POPULAR IN NEW ZEALAND. THE NEGATIVE IMPACT THAT SITTING AT A DESK ALL DAY HAS ON YOUR HEALTH AND WELLBEING IS NOW COMMON KNOWLEDGE,

Let's take a look at why sit stand desks are fast becoming commonplace in the workplace:

Doctors like Sit Stand Desks

Sitting all day slows your metabolism, puts pressure on your organs, strains your muscles, and the inactivity creates lethargy and contributes to slower brain function. Studies show that even spending time at the gym each day doesn't offset the damage done by sitting all day. Alternating between sitting and standing to work has shown to decrease existing back pain, improve circulation, decrease fatigue, increase fat burning, reduce the risk of major diseases, and even prolong your life. The key is to be active and alternate between sitting and standing - even standing at your desk for just 10 minutes every hour will provide benefits.

Management likes Sit Stand Desks

Providing sit stand desk options in the workplace creates a more productive environment. Employees using sit-stand desks and break-out spaces are more likely to engage with one another in a more natural and impromptu way, providing immediate and spontaneous communication as opposed to employees in a more traditional, less fluid, and limiting environment. The health benefits gained by employees will see productivity levels rise, retention increase, and less spent on health cover overall.

We all like Sit Stand Desks

Testimonials reveal that using electric sit stand desks in the workplace can offer a liberating, social and healthy experience, which provides an overall sense of increased well-being and happiness.

DUO II DESKS

THE DUO II ELECTRIC DESK-SYSTEM WITH PROGRAMMABLE CONTROLLER OFFERS AN ECONOMIC ALTERNATIVE TO OUR MORE INDUSTRIAL UNITS. QUIET AND SMOOTH OPERATING THESE DESKS ARE IDEAL FOR USE AS A SINGLE HEIGHT ADJUSTABLE OFFICE DESK OR FOR MULTIPLE PODS IN AN OPEN OFFICE SPACE. 10 YR MOTOR WARRANTY.

DUO II SINGLE DESK

Lift Capacity: up to 100kg
1200W x 700D - \$685 +GST
1600W x 750D - \$710 +GST
1800W x 750D - \$720 +GST



ASCEND DESKS

THE ASCEND RANGE BRINGS INDUSTRIAL STRENGTH TO A SLEEK AND ELEGANT DESIGN. HEAVY DUTY LIFT CAPACITY AND QUIET ADJUSTMENT MAKE THIS DESK A POPULAR CHOICE. IT OFFERS AN ANTI-COLLISION SAFETY FEATURE TO AVOID COLLISION DAMAGE DURING HEIGHT ADJUSTMENT AS WELL AS ADJUSTABLE LEVELING GUIDES FOR UNEVEN FLOOR. 10 YR FRAME WARRANTY.

ASCEND SINGLE DESK

Lift Capacity: up to 180kg
1300W x 700D - \$980 +GST
1600W x 750D - \$989 +GST
1800W x 750D - \$995 +GST



ASCEND WORKSTATION

Lift Capacity: up to 270kg
1800W x 1800W x 750D - \$1565 +GST



ASCEND SPECIFICATIONS

Height Range: 620H - 1270H
Desk widths: 1250mm - 2200mm
Lift Capacity: 180kg - 270kg
Frame: Black, Silver or White
Desktops available in custom sizes.
10 yr warranty on Ascend frames

SUMMIT II DESKS

THE SUMMIT II IS A HIGHLY CONFIGURABLE SIT-TO-STAND DESK SYSTEM WHICH COMES IN A VST RANGE OF COLOURS, SHAPES AND SIZES. IT HAS SCALLOPED EDGE ON BACK TO BACK DESK FOR CABLE ACCESS AND THE SINGLE DESK HAS A CABLE PORT FOR CABLE ACCESS. FAST & QUIET, THESE DESKS ARE A GREAT OPTION FOR HOME OR COMMERCIAL OFFICE USE.

SUMMIT II SINGLE DESK

Lift Capacity: up to 140kg
1200W x 700D - \$790 +GST
1600W x 750D - \$820+GST
1800W x 750D - \$825 +GST

SUMMIT II WORKSTATION

Lift Capacity: up to 210kg
1600W x 1600W x 750D - \$1425 +GST
1800W x 1800W x 750D - \$1475 +GST

SUMMIT II 2 PERSON POD

Lift Capacity: up to 140kg ea.
Please enquire for pricing

SUMMIT II SPECIFICATIONS

Height Range: 615H - 1255H
Speed: 30mm per second
3 Programmable height settings
Frame: Black, Silver or White
Desktops available in custom sizes.
10 yr warranty - includes motor



PRODUCT FEATURES

- Cleverly integrated desk system
- Vast range of colours, shapes and sizes
- Top has scalloped edge on back to back desk for cable access
- Individual desk has a cable port for cable access
- 3 x programmable height settings, with LCD display
- Fast and quiet operation (30mm per second)
- Weight-rating up to 140kg
- Corner desk weight-rating up to 210kg
- 10-year warranty includes the motor

STANCE DESKS

3 YEAR WARRANTY
On Stance frames



STANCE SINGLE DESK

1200W x 700D - \$669 +GST

1600W x 750D - \$739 +GST

1800W x 800D - \$749 +GST



STANCE CORNER WORKSTATION

1800W x 1800W x 750D - \$1285 +GST

STANCE WORK PODS

2 straight desks back to back with std.
fabric screen divider and cable tray.

2x 1600W x 750D - \$1875 +GST

2x 1800W x 800D - \$1895 +GST

STANCE SPECIFICATIONS

Height Range: 680mm - 1180mm

Desk widths: 1200mm - 1800mm

Lift Capacity: up to 100kg

Frames: Silver or White

All desktops braced for extra strength

Desktops available in custom sizes.



WINTER
STANCE
SPECIAL




THE STANCE RANGE OF HEIGHT ADJUSTABLE ELECTRIC DESKS AND WORKSTATIONS REPRESENT THE BEST VALUE FOR PRICE, DESIGN, AND FUNCTION. THE MOST POPULAR IN OUR RANGE OF SIT STAND DESKS, THE STANCE UNITS HAVE BEEN INSTALLED IN HOME OFFICES AND CORPORATE ENVIRONMENTS ACROSS THE COUNTRY.

MONITOR ARMS

THE USE OF A MONITOR ARM KEEPS YOUR NECK FROM STRAINING WHEN VIEWING YOUR SCREEN FROM A SITTING OR STANDING POSITION. NOT ONLY DOES IT PROVIDE THIS ERGONOMIC ADVANTAGE, BUT IT ALSO FREES UP VALUABLE DESK SPACE. TALK TO OUR TEAM ABOUT THE MOST SUITABLE MODEL FOR YOUR REQUIREMENTS.

SITSTAND
DESK
OPTIONS



Atdec Visidec Single
Monitor Arm - \$161 +GST

Atdec Visidec Double
Monitor Arm - \$293 +GST

Atdec Systema Single
Monitor Arm - \$295 +GST

Atdec Systema' Double
Monitor Arm - \$475 +GST

C-Me Single
Monitor Arm - \$185 +GST

C-Me Double
Monitor Arm - \$239 +GST



CPU HOLDERS

WE HAVE MOUNTS TO CONNECT CPU'S AND THIN CLIENTS UNDER THE
DESK TOP SO THEY RISE AND FALL WITH YOU, ENSURING YOUR CABLE
LENGTHS REMAIN CONSISTENT.



Sylex AWCMCS23 Mount
\$109 +GST

Teale Mount
\$79 +GST

CBS Jaw Mount
\$179 +GST

Thin Client Mount
\$93 +GST

SITSTAND
DESK
OPTIONS



POWER OPTIONS

GET POWER TO YOUR DESK WITH MINIMAL INTRUSION WITH THESE POWER OPTIONS AND KEEP YOUR WORKSPACE FREE OF UNSIGHTLY CABLES WITH THE MOST STYLISH AND INNOVATIVE CABLE MANAGEMENT OPTION ON THE MARKET - THE CABLE SNAKE.



Pluto Power Module
\$300 +GST

Pixel Power Module
\$195 +GST

Atdek Power Module
\$265 +GST

Cable Snake
From \$180 +GST

SITSTAND
DESK
OPTIONS



Alternating between sitting and standing to work is the healthiest option for those in an office job. You will need an ergonomic chair to use with your sit stand desk.



SIT STAND STOOLS AND CHAIRS

ERGONOMIC CHAIRS ARE DESIGNED TO SUPPORT THE BODY IN THE RIGHT PLACES FOR OPTIMAL HEALTH AND WELLBEING IN TODAY’S OFFICE.



Sedus Quarterback
Multiple adjustments
Choice of 7 colours
Full upholstery option
From \$559 + GST

Konfurb Luna
Multiple adjustments
Available in grey or black
Polished base option
From \$445 + GST

Sedus Black Dot Net

Smile Stool
Upholstered seat
Height adjustable
Folding steel prop
From \$595 + GST

Dynamic Stool
Gas lift height adjustment
Moulded foam seat
Auto return swivel seat
From \$419 + GST

Ergonomic office chairs have become a necessary requirement in today’s modern office environment. Employees who sit at a desk all day are at high risk of back injury, neck strain, lower back pain, and leg pain. We recommend alternating between sitting and standing to work using a sit stand desk in order to avoid health issues caused by sitting for too long.

When you do sit down, you can decrease the risk of associated injuries by using an ergonomic office chair. It is important that all employees who sit at a desk for any length of time have an office chair that supports the lower back and promotes good posture. A perching stool (eg. Smile, Meet, Easy) can be used when you want to give your feet a short break but dont want to sit down.

ABOUT FUZE




AT FUZE BUSINESS INTERIORS WE CREATE WORKSPACES
PEOPLE LOVE WITH QUALITY PRODUCTS AND A
COMMITMENT TO INCREASE PRODUCTIVE WELLBEING.

We are a cohesive team of interior designers, furniture specialists, and project managers who believe that a dynamic, healthy, creative space for employees is critical to the success of an organization, and that good office design focuses on allowing for optimal communication and efficiency. Through careful product selection, comprehensive product knowledge, and invaluable experience, our team is strategically positioned to deliver a solution to benefit our clients. As part of our commitment to help increase efficiency and productive well-being in the workplace, we stay on top of the latest trends in commercial office design, to deliver innovative solutions specifically addressing the needs of the client. Our mission? To create flexible, sustainable and efficient work environments which effectively enhance employee wellbeing and support collaboration and communication.



TONI DICKSON
FUZE BUSINESS INTERIORS MANAGER



FUZE BUSINESS INTERIORS
THE TEAM

We are a team of qualified and experienced furniture specialists, interior designers, and project managers who are passionate about our work and about your workspace. We are available for large or small projects. Give us a call with any questions, we're happy to help.



Richard Hay (Christchurch)
Project Management
/ Furniture Specialist
richard@fuzeinteriors.co.nz

Stephanie Hopkins (Auckland)
Senior Interior Designer
/ Furniture Specialist
stephanie@fuzeinteriors.co.nz

Portia Jackson
Marketing &
Communications
portia@fuzeinteriors.co.nz

Toni Dickson
Fuze Business Interiors
Manager
toni@fuzeinteriors.co.nz

FUZE BUSINESS INTERIORS
OUR SHOWROOMS

We have two showrooms you are welcome to visit.
Christchurch showroom by appointment.

AUCKLAND
319 E Tamaki Rd,
East Tamaki, Auckland
Phone: 09 309 1710
Hours: 8:30-5pm

CHRISTCHURCH
Unit 4, Enterprise
Business Park,
4-6 O'Brien's Road
Sockburn
Phone: 03 366 4400





WE CREATE
BALANCED
AND
INSPIRED
WORKSPACES
PEOPLE
LOVE

Auckland Showroom
319 E Tamaki Rd,
East Tamaki, Auckland
Ph: 09 309 1710

Christchurch Showroom
Unit 4, Enterprise
Business Park,
4-6 O'Brien's Road
Sockburn

FUZEINTERIORS.CO.NZ
SITSTANDDESKS.CO.NZ

